

Jakers! Activities

- Art Activities

2. Comic Book Capers

Skills: Storytelling, sequencing, creative expression

Materials: Character comic book print-outs
Blank comic book print-outs
Colored markers
Pencils
Pens
Imagination

Ages: For Children of All Ages


Directions:

Invite children to make up a comic strip about one or more of the Jakers! characters. Print out enough comic strip pages, so each child has one in which the first panel has a picture of the character they choose. In the first box of the comic strip, children will either dictate or write words they would like their character to say. In the following boxes of the comic strip, students can draw or write the rest of their “story.”



Jakers! Activities - Art Activities


2. Comic Book Capers - Sean and Seamus



Jakers!TM
The Adventures
of Piggley Winks

Jakers! Activities - Art Activities


2. Comic Book Capers - Wiley



Jakers!TM
The Adventures
of Piggley Winks

Jakers! Activities - Art Activities


2. Comic Book Capers - Piggley Winks



Jakers!TM
The Adventures
of Piggley Winks

Jakers! Activities - Art Activities


2. Comic Book Capers - Molly



Jakers!TM
The Adventures
of Piggley Winks

Jakers! Activities - Art Activities


2. Comic Book Capers - Meg



Jakers!TM
The Adventures
of Piggley Winks

Jakers! Activities - Art Activities


2. Comic Book Capers - Grandpa Piggley



Jakers!TM
The Adventures
of Piggley Winks

Jakers! Activities - Art Activities


2. Comic Book Capers - Ferny



Jakers!TM
The Adventures
of Piggley Winks

Jakers! Activities - Art Activities

2. Comic Book Capers - Dannan



Jakers!TM
The Adventures
of Piggley Winks

Jakers! Activities - Art Activities

2. Comic Book Capers - Continuation Sheet

